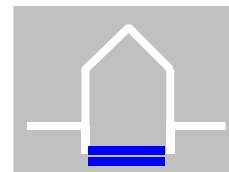


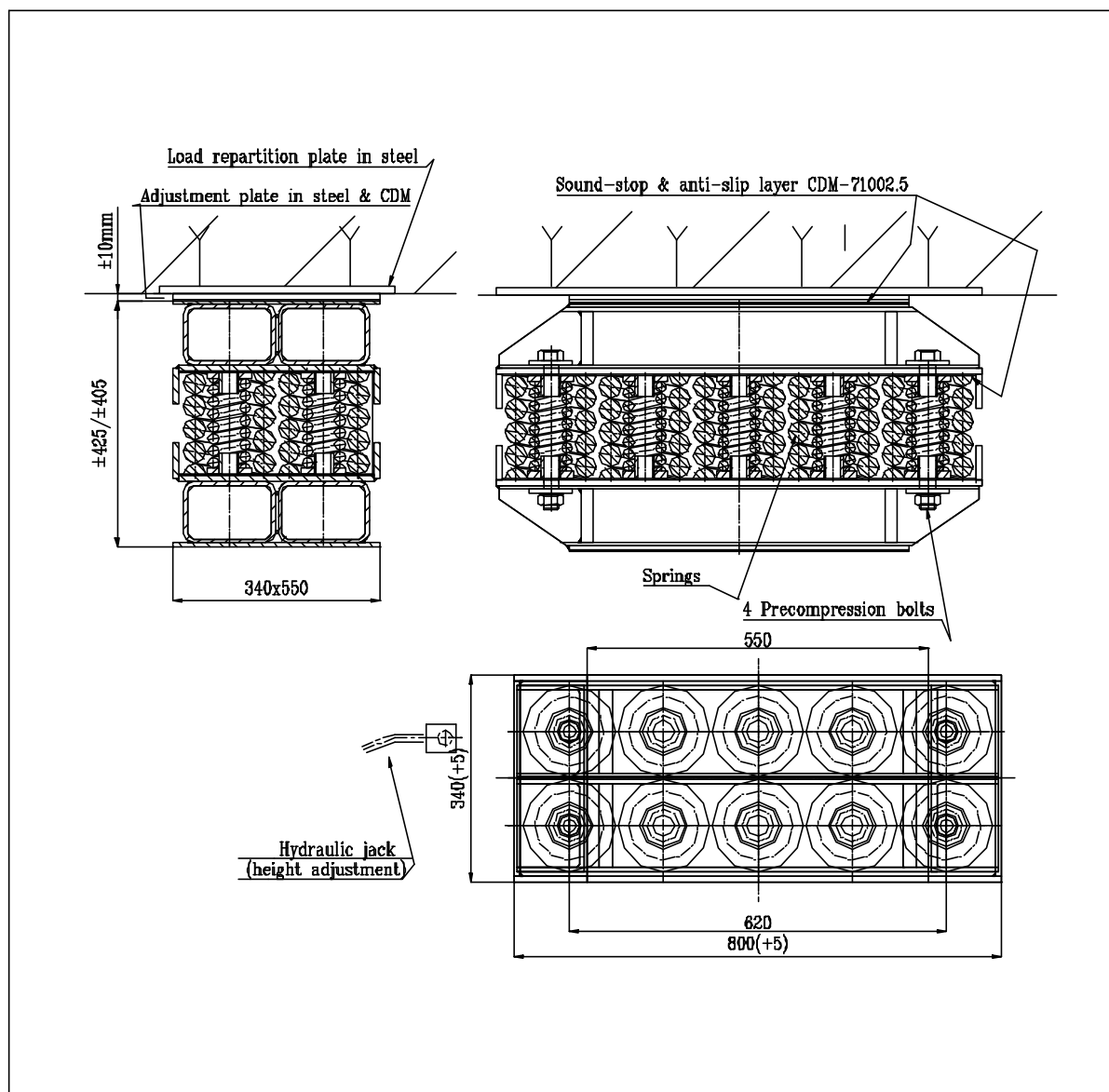
Product sheet

CDM-CHR/B10L



CDM-ISO-STRUCTURE

CDM-CHR/B10L		Acoustic load G+Q/3 800 - 910 kN	Maximim load G+Q 1000 kN
Resonance frequency	[Hz]	ca. 3.5	ca. 3
Effective deflection of spring	[mm]	20	22
Deflection with precompression (80%G)	[mm]	14	14
Real deflection of the box	[mm]	ca. 8	ca. 10
Tolerances on height of box	[mm]	± 5	

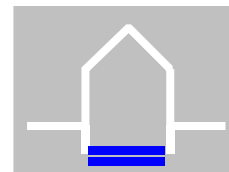


CDM PRECOMPRESSED BEARING CHR/B10L



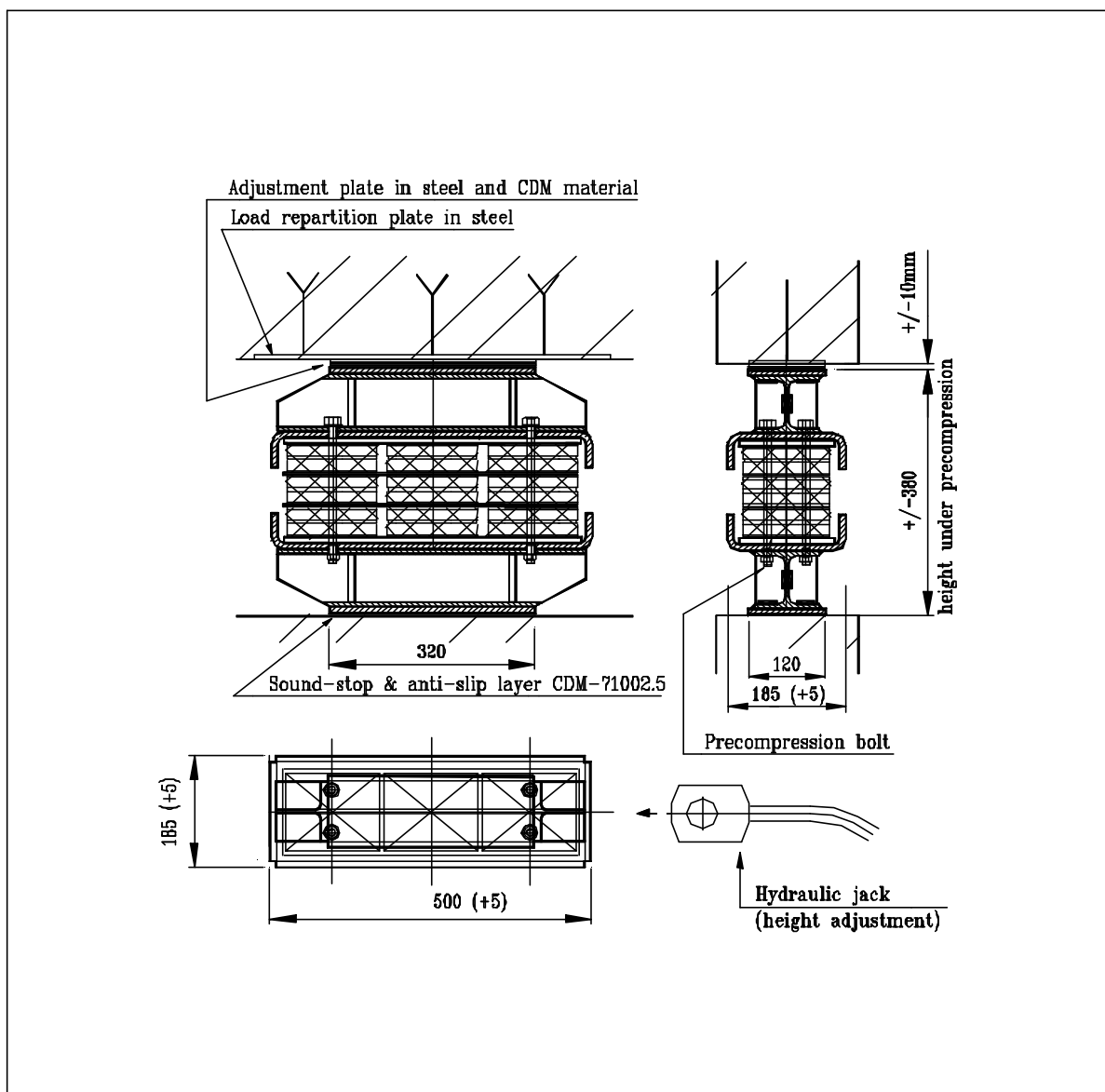
Product sheet

CDM-CAS/B3



CDM-ISO-STRUCTURE

CDM-CAS/B3		Acoustic load G+Q/3 f 240 kN	Maximum load G+Q 360 kN
Resonance frequency	[Hz]	ca. 8	ca. 7
Effective deflection of bearing	[mm]	16	20
Deflection with precompression (80%G)	[mm]	14	14
Real deflection of the box	[mm]	ca. 4	ca. 8
Tolerances on height of box	[mm]	± 5	

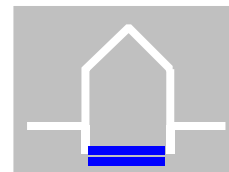


CDM PRECOMPRESSED BEARING CAS/B3



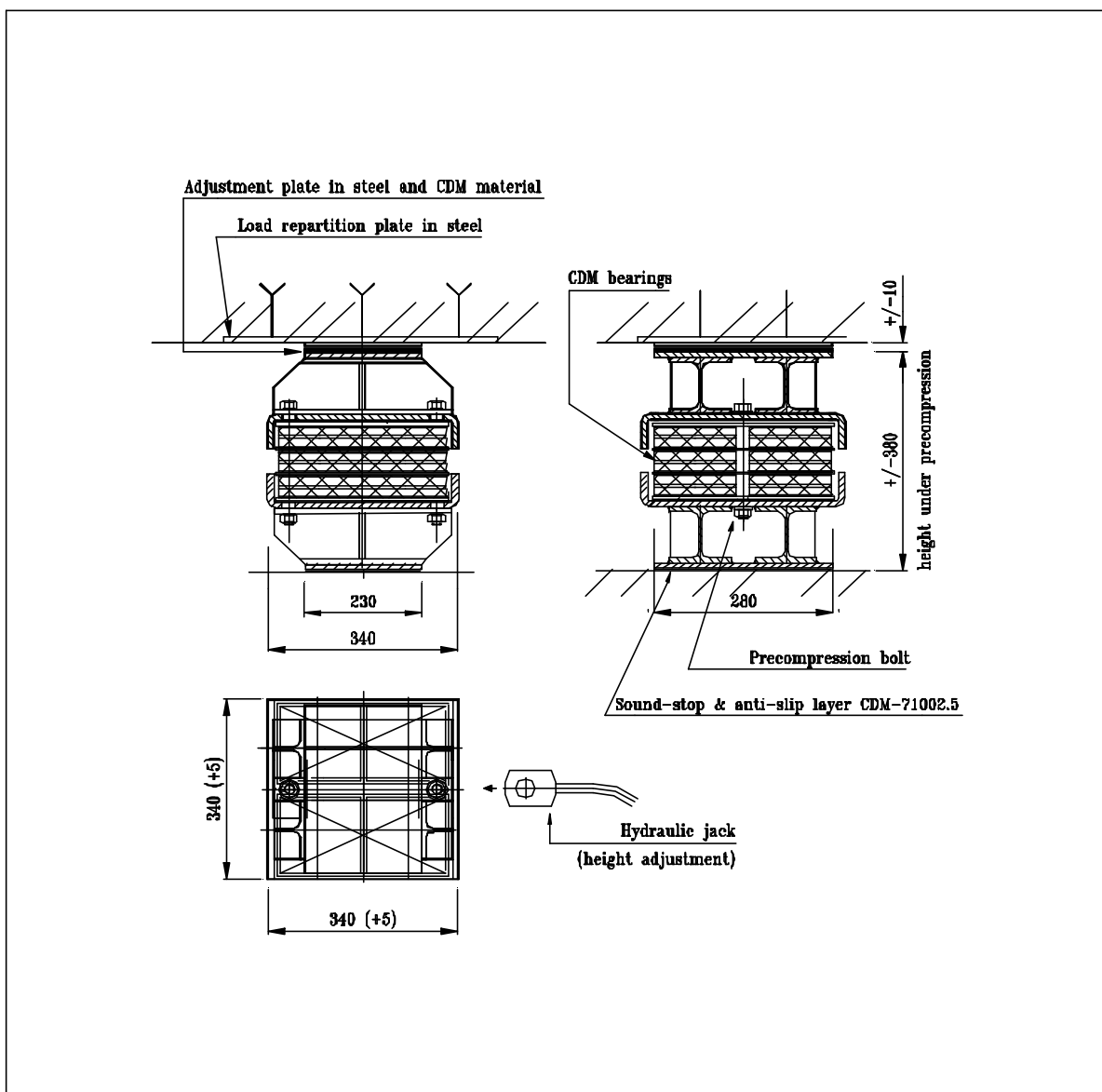
Product sheet

CDM-CAS/B4



CDM-ISO-STRUCTURE

CDM-CAS/B4		Acoustic load G+Q/3 240 - 360 kN	Maximum load G+Q 500 kN
Resonance frequency	[Hz]	ca. 8	ca. 7
Effective deflection of bearing	[mm]	16	20
Deflection with precompression (80%G)	[mm]	14	14
Real deflection of the box	[mm]	ca. 4	ca. 8
Tolerances on height of box	[mm]	± 5	

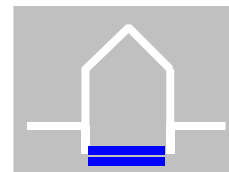


CDM PRECOMPRESSED BEARING CAS/B4



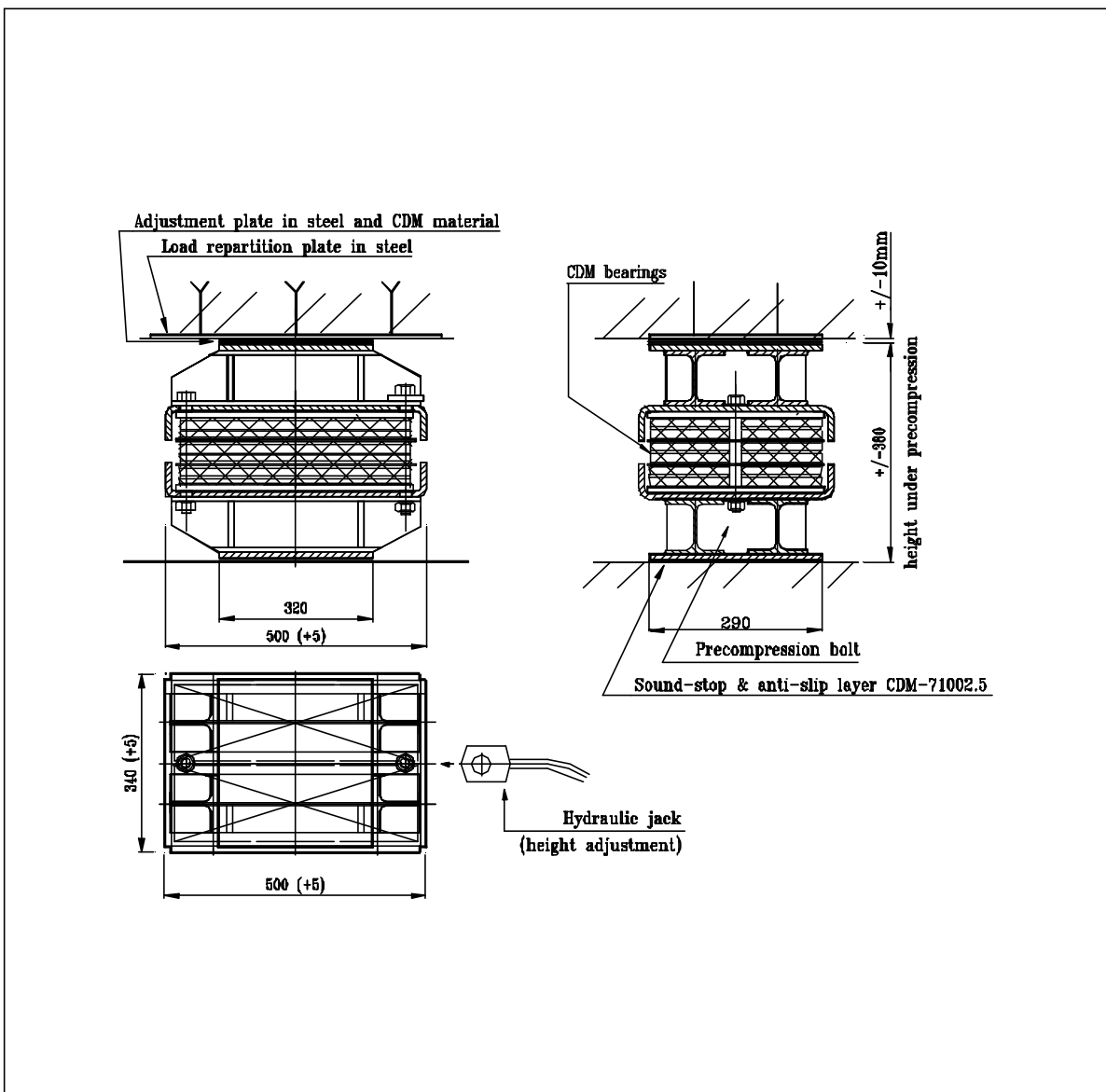
Product sheet

CDM-CAS/B6



CDM-ISO-STRUCTURE

CDM-CAS/B6		Acoustic load G+Q/3 360 - 500 kN	Maximum load G+Q 800 kN
Resonance frequency	[Hz]	ca. 8	ca. 7
Effective deflection of bearing	[mm]	16	20
Deflection with precompression (80%G)	[mm]	14	14
Real deflection of the box	[mm]	ca. 4	ca. 8
Tolerances on height of box	[mm]	± 5	

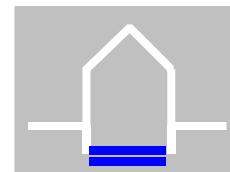


CDM PRECOMPRESSED BEARING CAS/B6



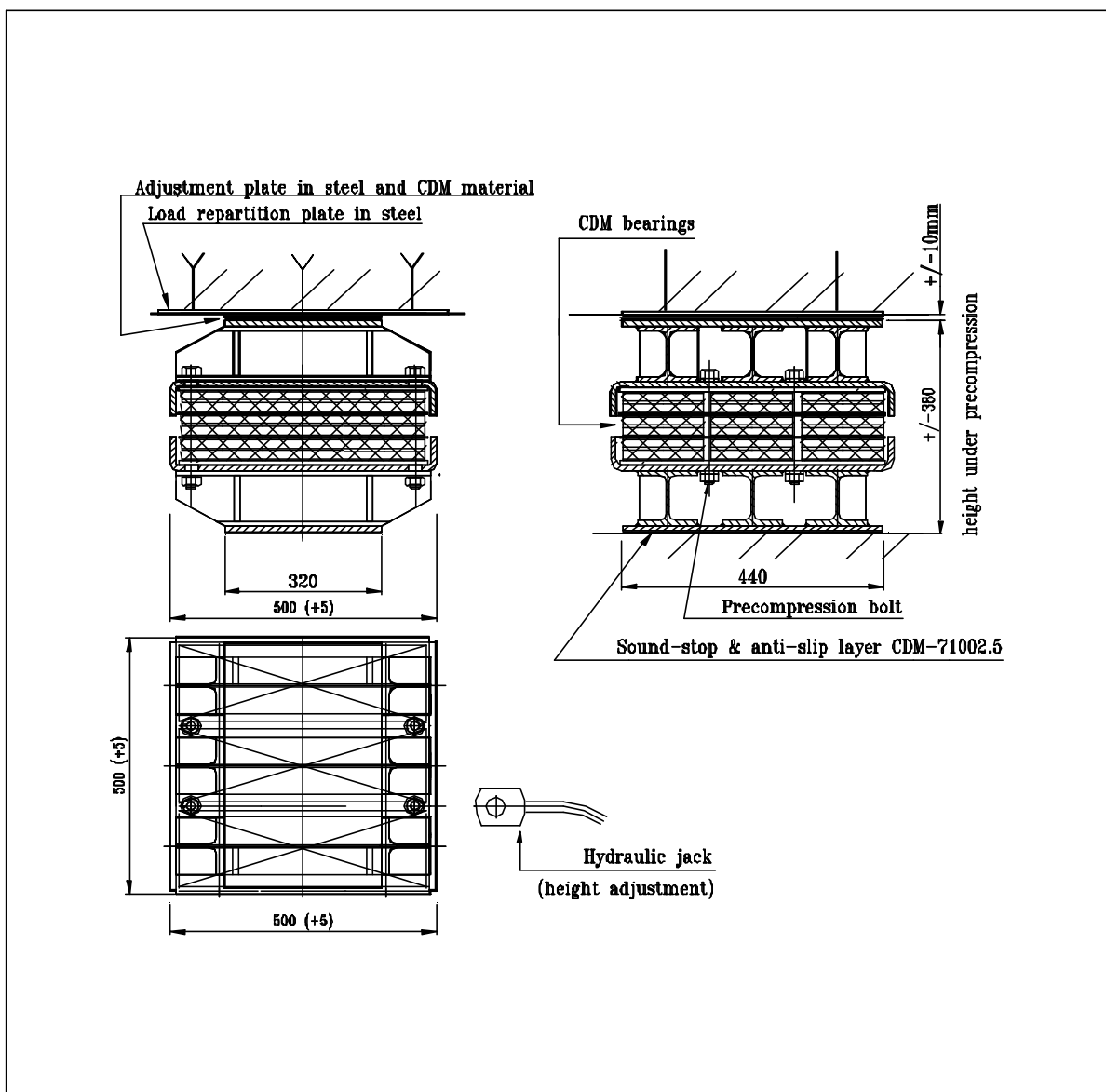
Product sheet

CDM-CAS/B9



CDM-ISO-STRUCTURE

CDM-CAS/B9		Acoustic load G+Q/3 500 - 900 kN	Maximum load G+Q 1200 kN
Resonance frequency	[Hz]	ca. 8	ca. 7
Effective deflection of bearing	[mm]	16	20
Deflection with precompression (80%G)	[mm]	14	14
Real deflection of the box	[mm]	ca. 4	ca. 8
Tolerances on height of box	[mm]	± 5	

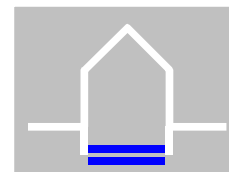


CDM PRECOMPRESSED BEARING CAS/B9



Product sheet

CDM-CIS

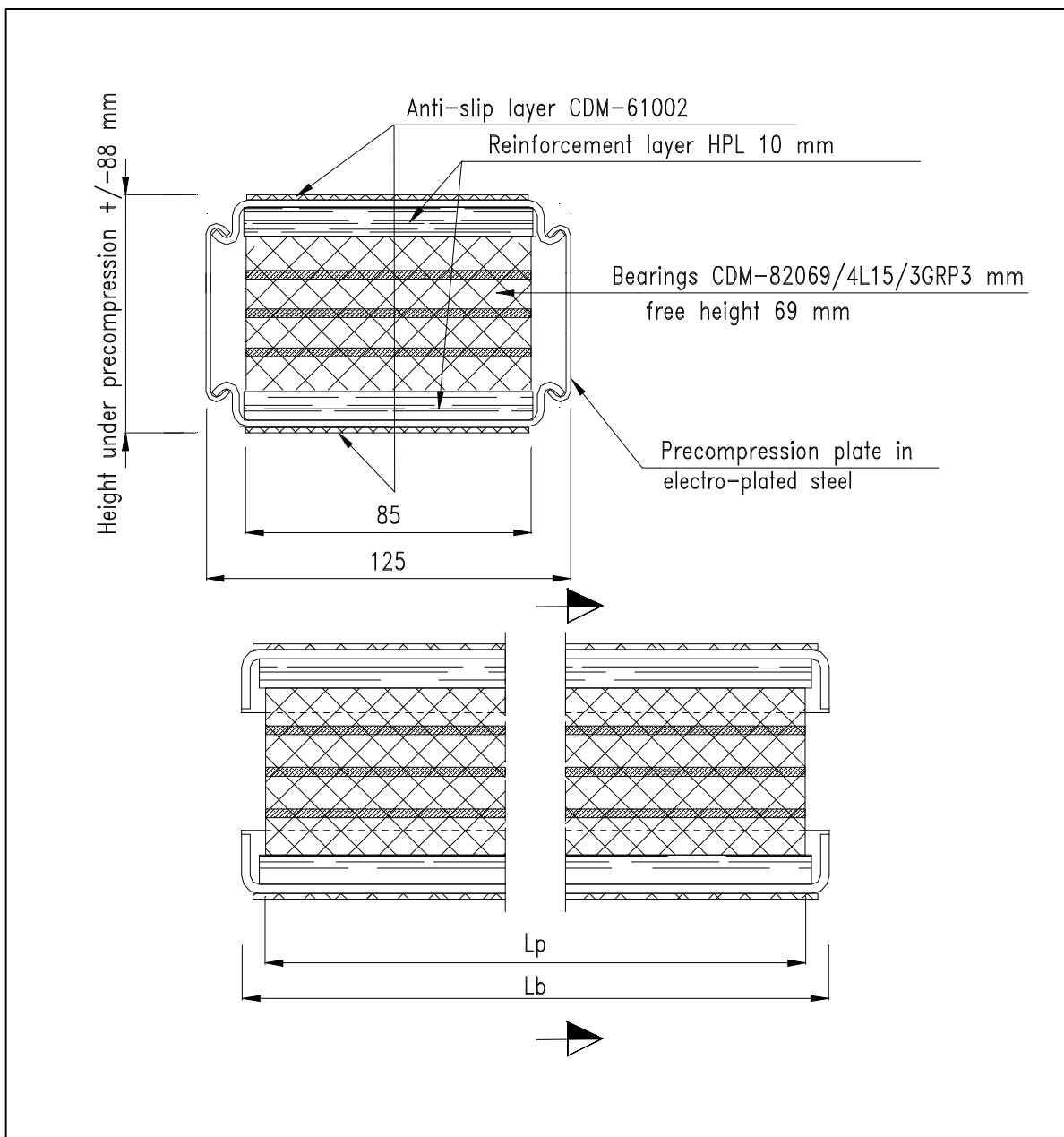


CDM-ISO-STRUCTURE

CDM-CIS			Load 3.0 MPa			Load 3.6 MPa		
Type	Lp [mm]	Lb [mm]	load [kN]	deflection [mm]	fres [Hz]	load [kN]	deflection [mm]	fres [Hz]
C	150	165	38.3	12 = 11*+1°	10	45.9	14 = 11*+3°	9
F	180	195	45.9	12 = 11*+1°	10	55.1	14 = 11*+3°	9
D	200	215	51.0	12 = 11*+1°	10	61.2	14 = 11*+3°	9
E	300	315	76.5	12 = 11*+1°	10	91.8	14 = 11*+3°	9

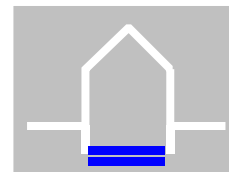
(*) deflection under precompression

(°) real deflection of the box

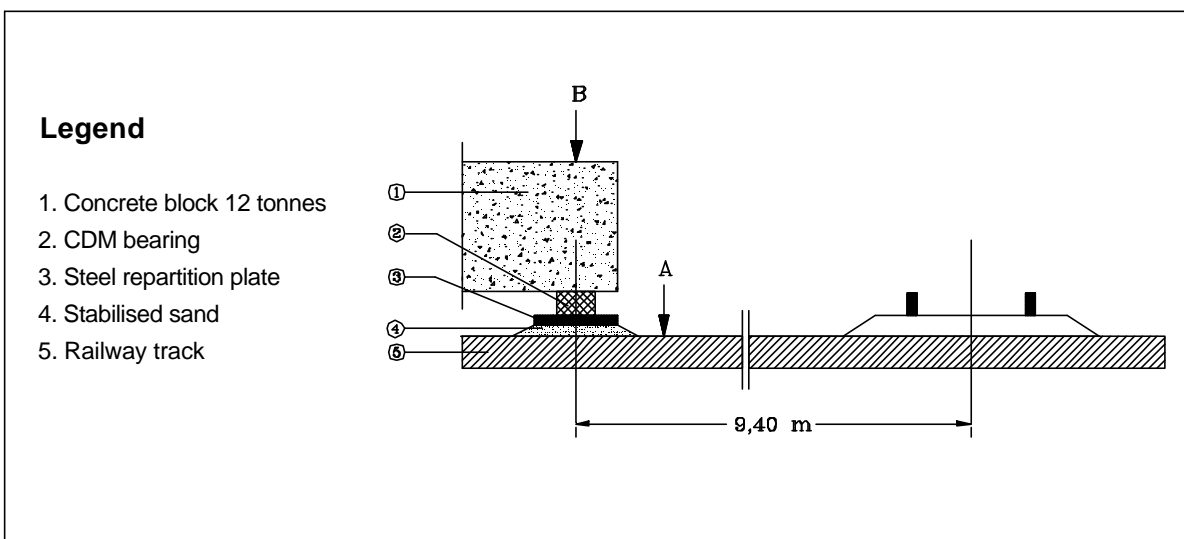


CIS
CDM PRECOMPRESSED BEARING





CDM product tested	CDM-CHV30, CDM-81045, CDM-71063
Description	12 t concrete inertia block on isolators with access, 10 m from track
Tested by	A. Fournol, AVLS (18, Rue Ch. de Gaulle, 9142020 Orsay, France)
Test site	Station of Rixensart, Belgium
Test date	08/1995 and 03/1996
Report reference	AF/dg/2964CDM, DOC/VI275, AF/dg/3046CDM, DOC/VI288
Measured parameter	Transmission loss between ground velocity and inertial block velocity $T = 20 \cdot \log(v_A/v_B)$



Measurements			
f [Hz]	A	B	C
3.15	-12	0	1
4	-19	0	1
5	-27.5	-2	-2.5
6	-17	-4.5	-3
8	-16.5	-11	-5
10	7	-17	-7
12.5	13	-11.5	-14
16	17.5	0	-15
20	22	9	-10
25	25	10	1
31.5	29	17	11
40	31.5	20	16
50	25	27.5	22.5
63	25	30	27
80	38	31	29.5
100	25	35	29
125	33	32	29

