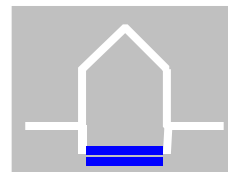
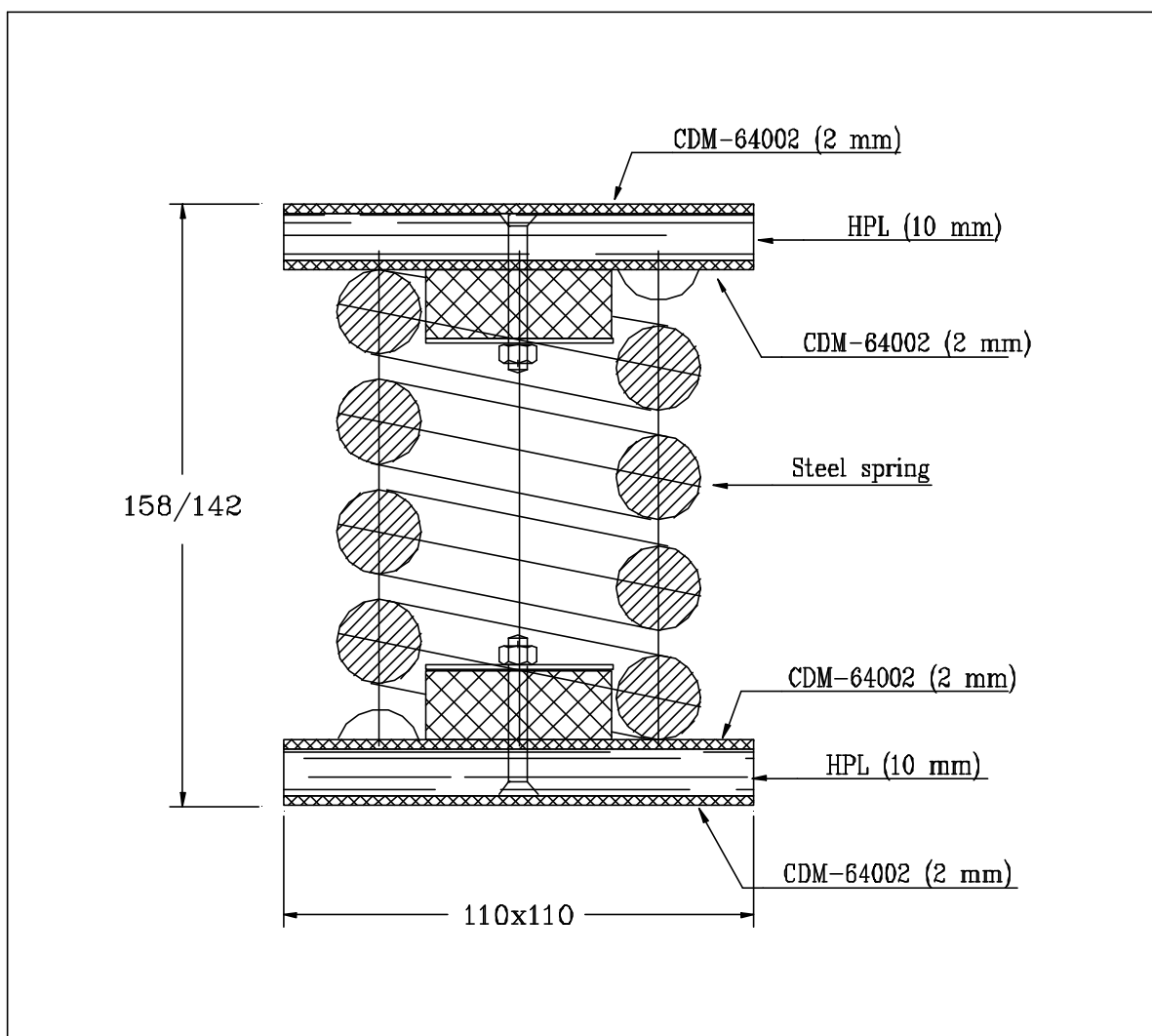


CDM-CHV



CDM-ISO-STRUCTURE

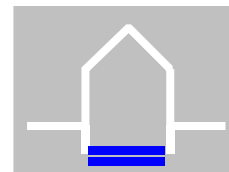
Type	Pmin		Popt		Pmax	
	fres	deflection	fres	deflection	fres	deflection
CHV-10	6.4 kN 5.0 Hz	10.0 mm	10.0 kN 4.0 Hz	15.5 mm	12.0 kN 3.7 Hz	18.6 mm
CHV-20	12.7 kN 5.0 Hz	10.0 mm	20.0 kN 4.0 Hz	15.5 mm	24.0 kN 3.7 Hz	18.6 mm
CHV-30	19.0 kN 5.0 Hz	10.0 mm	30.0 kN 4.0 Hz	15.5 mm	36.0 kN 3.7 Hz	18.6 mm



CDM SIMPLE BEARINGS CHV 3-6 Hz

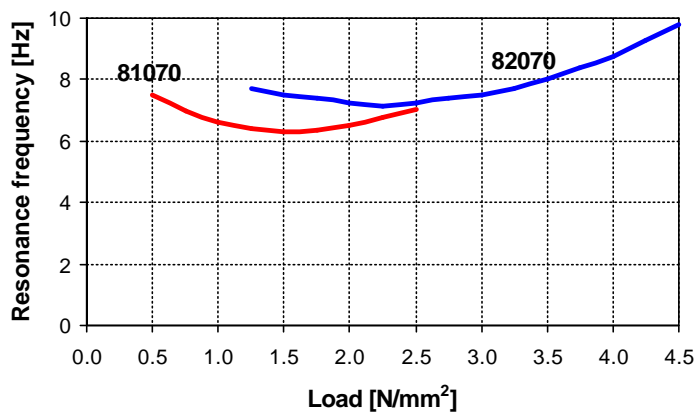
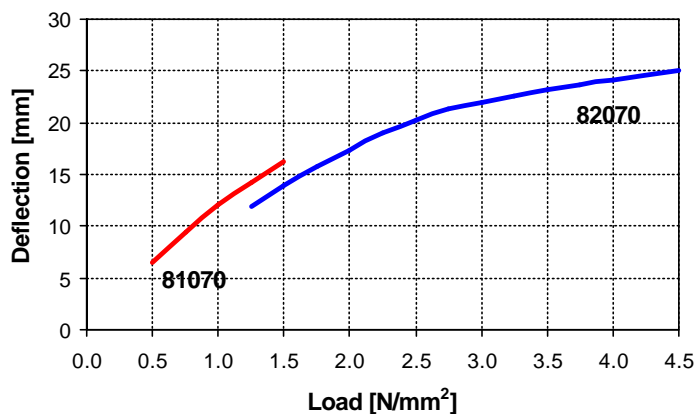
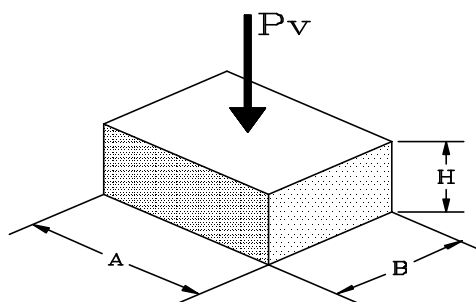


CDM SIMPLE BEARINGS



CDM-ISO-STRUCTURE

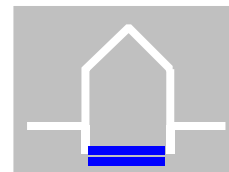
Type		81070	82070
Constitution		NR	NR
Static load range	[N/mm ²]	0.4 - 1.2	1.5 - 4.0
Maximum total load	[N/mm ²]	1.5	5.5
Creep rate	[%/Dec.]	0.5 (1.0 N/mm ²)	0.7 (3.0 N/mm ²)
Density	[kg/m ³]	1000 - 1100	980 - 1030
Colour		Brown	Green
Pad dimensions	[mm]	A=100, B=100, H=70	



CDM SIMPLE BEARINGS 6-8 Hz

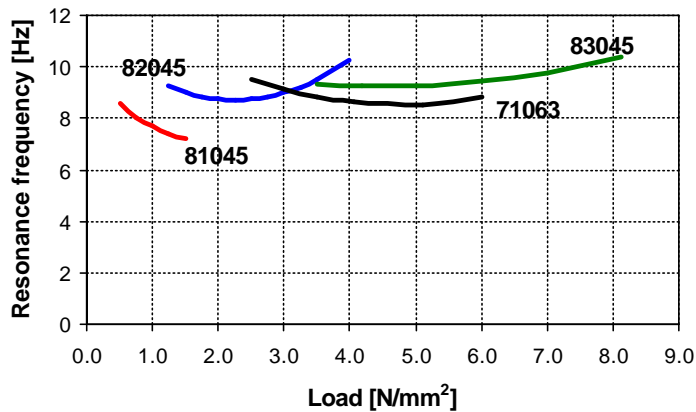
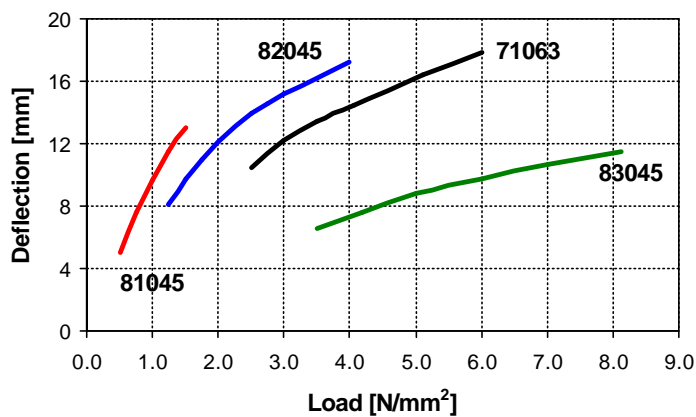
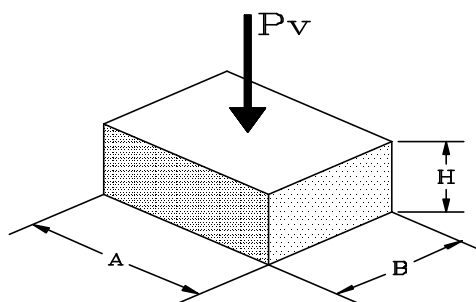


CDM SIMPLE BEARINGS



CDM-ISO-STRUCTURE

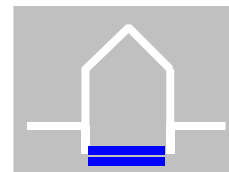
Type		81045	82045	71063	83045
Constitution		NR	NR	CR/HPL	NR + Kevlar
Static load range	[N/mm ²]	0.4 - 1.2	1.5 - 4.0	2.0 - 5.0	4.0 - 8.0
Maximum total load	[N/mm ²]	1.5	5.5	10.0	10.0
Creep rate	[%/Dec.]	0.5 (1.0 N/mm ²)	0.7 (3.0 N/mm ²)	0.7 (4.5 N/mm ²)	0.6 (5.0 N/mm ²)
Density	[kg/m ³]	1000 - 1100	980 - 1030	1122-1200	1050-1150
Colour		Brown	Green	Black	Black
Pad dimensions	[mm]	A=100, B=100, H=45 (63 for 71063)			



8-10 Hz
CDM SIMPLE BEARINGS

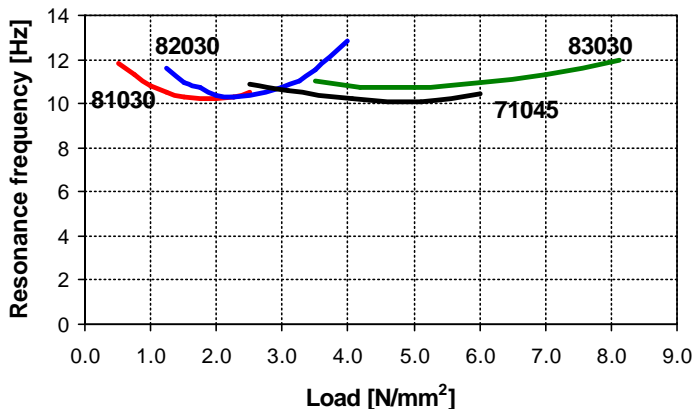
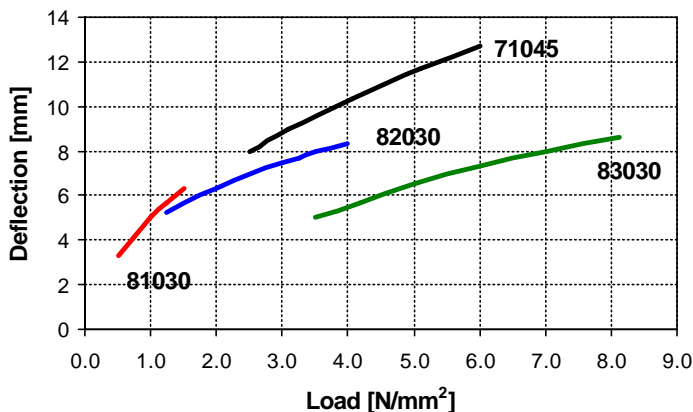
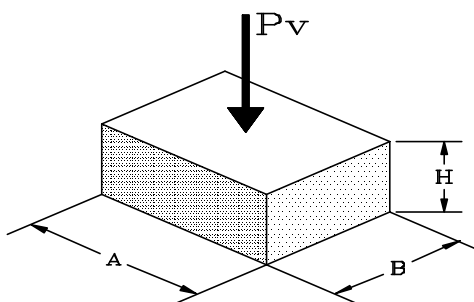


CDM SIMPLE BEARINGS



CDM-ISO-STRUCTURE

Type		81030	82030	71045	83030
Constitution		NR	NR	CR/HPL	NR + Kevlar
Static load range	[N/mm ²]	0.4 - 1.2	1.5 - 4.0	2.0 - 5.0	4.0 - 8.0
Maximum total load	[N/mm ²]	1.5	5.5	10.0	10.0
Creep rate	[%/Dec.]	0.5 (1.0 N/mm ²)	0.7 (3.0 N/mm ²)	0.7 (4.5 N/mm ²)	0.6 (5.0 N/mm ²)
Density	[kg/m ³]	1000 - 1100	980 - 1030	1122-1200	1050-1150
Colour		Brown	Green	Black	Black
Pad dimensions	[mm]	A=100, B=100, H=30 (45 for 71045)			



CDM SIMPLE BEARINGS 10-13 Hz

